



Catholic Leadership
INSTITUTE

Welcome Parish Leaders!

Called for More

DMI Webinar #1 – ACCESSING THE DATA –

| Please put your questions in the chat



IGNITING
OUR PARISHES



EMBOLDENING
OUR CLERGY



FORGING
OUR FUTURE



Prayer for Leaders

We pray that you will create among us Catholic leaders, individuals made in your image who will apply your teachings in their lives and positively impact our families, our workplaces, our communities, and our Church.

Help us to inspire those with whom we come in contact to share their God-given talents, to do your will, and to find a place in your kingdom where their deepest joys and the world's deepest hungers meet and cry for their special qualities and abilities.

Make us leaders, Lord, leaders with strength and courage to follow you. Leaders who make your love visible to the world in all of our words and actions. Amen.

Objectives for this Session

1. Understand how the Disciple Maker Index (DMI) and your parish fit into the larger Diocesan Planning Initiative - *Called for More*
2. Learn how to access your parish's DMI results on the DMI Portal
3. Learn how to interpret and dig deeper into your parishioner feedback to identify strengths and opportunities.

Hopes for *Called For More*

1. Design a process to support the diocese in improving its care of priests and parishes, especially with pastor transitions.
2. Create an experience for priests that will benefit their ongoing formation regardless of age or assignment.
3. Provide a resource to parishes that can help them understand their strengths and opportunities as a faith community.

Hopes for *Called For More*

1



Process
to Support
Diocese

- Leadership Coaching
- Data-based Parish Profiles

2



Beneficial
Experience
for Priests

- Leadership Inventory
- Individual Growth Plan

3



Helpful
Resources
for Parishes

- Disciple Maker Index (DMI)
- 3 Planning Webinars

This DMI Webinar Series



#1
Access
Results

#2
Understand
Results

#3
Discern
Actions



89%
report going to
Mass weekly

67%
in their parish
for 10 years+

1,000,000
+
Responses

91
Dioceses

91%
over age 35

19
Languages

WHAT IT IS

- ✓ **95**-question survey instrument
- ✓ Developed in **2014** by CLI
- ✓ **1,000,000+** responses
- ✓ **Individual Spiritual Growth**
- ✓ **Engagement with the Parish**



3 Key DMI Outcome Questions

1. I would recommend my parish to a friend.
2. My parish helps me grow spiritually as a Catholic.
3. I shared my personal witness story with another person.

What did we ask?



Attitude
and Belief



Relationship
and
Satisfaction



Participation



Demographics



Ranges of Responses

Most questions are on a range or scale:

- ***Strongly Agree*** to ***Strongly Disagree***



- ***Daily*** to ***Never***



Putting Results in Context

– 3 WAYS –

BENCHMARK GROUPS

- ▶ Nationally, Diocesan-Wide, Like Size, Like Setting
- ▶ “Rising tide lifts all boats”
- ▶ Top 3 Performers

LONGITUDINAL

- ▶ Recommend retaking every 2-3 years
- ▶ Measure: improvement and change

CROSS TABS AND FILTERS

- ▶ Compare any 2 questions on the survey to understand the relationship or correlation
- ▶ Filter by Demographics

Interpreting Results: Strengths

Father is the best homilist in the diocese!

Father does a nice job

47%

38%

9%

3

3

My parish helps me grow spiritually by preaching and homilies that connect my faith to everyday life."

- 47% "strongly agree" that preaching connects to everyday life.
- 85% "strongly agree" OR "agree" that preaching connects to everyday life.

Interpreting Results: Opportunities



My parish helps me grow spiritually by: preaching and homilies that connect my faith to everyday life."

- 9% "neutral" that preaching connects to everyday life
- 3% disagree that preaching connects to everyday life
- 3% "strongly disagree" that preaching connects to everyday life

Interpreting Results

TARGETS FOR CHANGE



My parish helps me grow spiritually by preaching and homilies that connect my faith to everyday life.”

- “Neutral,” “Disagree,” or “Strongly Disagree”- this will require a lot of work
- “Agree”- low hanging fruit

Interpreting Results

USING THE PORTAL



- Key questions from the DMI to review
- Recommended paths for viewing your results
- 10 pre-determine reports to guide you
- Access to all questions on the survey

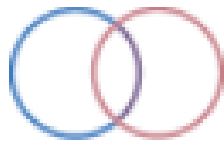
Reports: Custom & Context



Demographics



Benchmarks



Cross Tabulation



Key Leader Perspective

Reports

BELIEFS, EFFECTIVENESS – AND – DRIVERS FOR BIG OUTCOMES



Belief in Core Catholic Teaching




Key Drivers



Effectiveness of Parish Support

Reports

4 FACTORS OF A THRIVING PARISH



Leadership Indicators



Sunday Experience



Spiritual Practices



Missionary Impulse

Interpreting Results- Let's Practice!

DMI Reporting Center for (2020)

2020



These reports have been generated to help you interpret your DMI results and better plan for the future of your parish.

Analytics

706

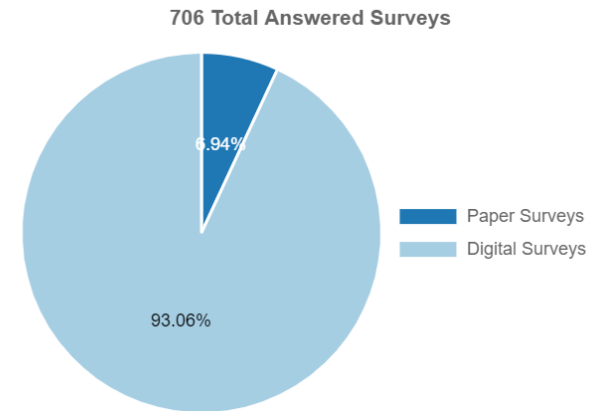
0% of 0 parishioners completed the survey

657

Total online survey responses

49

100% of paper survey responses entered out of 49 received



Activity & Poll


Look at the Data in Context on the next 3 screens:



1. What is interesting or surprising?
2. Take the Poll.

Activity: Data in Context


My parish makes me feel welcomed and accepted:



Parish Data




Diocesan Data



National Data

Activity: Data in Context

My parish offers vibrant and engaging Sunday Masses:



Parish Data



Diocesan Data



National Data

Activity: Data in Context

The Eucharist really is the body and blood of Jesus Christ:



Parish Data



Diocesan Data



National Data

Zoom Poll

The Zoom logo is centered on a solid blue square background. The word "zoom" is written in a white, lowercase, sans-serif font.

zoom

Helpful Tips

DOs

1. Explore the reports
2. Celebrate success
3. Get curious OR generate hypotheses about the data
4. Use additional resources provided
5. Consider focus groups or individual conversations

Helpful Tips

Avoid

1. Over analyzing
2. Dismissing the data
3. Taking negative feedback personally
4. Procrastinating
- 5. Sharing the entire report with everyone**

Communication

- Develop a communication plan to share results with your parishioners.
 - **DO NOT SIMPLY FORWARD THIS OUT TO YOUR PARISHIONERS.**
 - Be sure to provide context when sharing data.
 - Consider sharing summaries or highlights to start.
 - Use multiple mediums.
- Keep parishioners informed throughout the process, not just a “one and done” report.
- Continue to collect feedback.
- CLI has templates and resources to assist with communication.

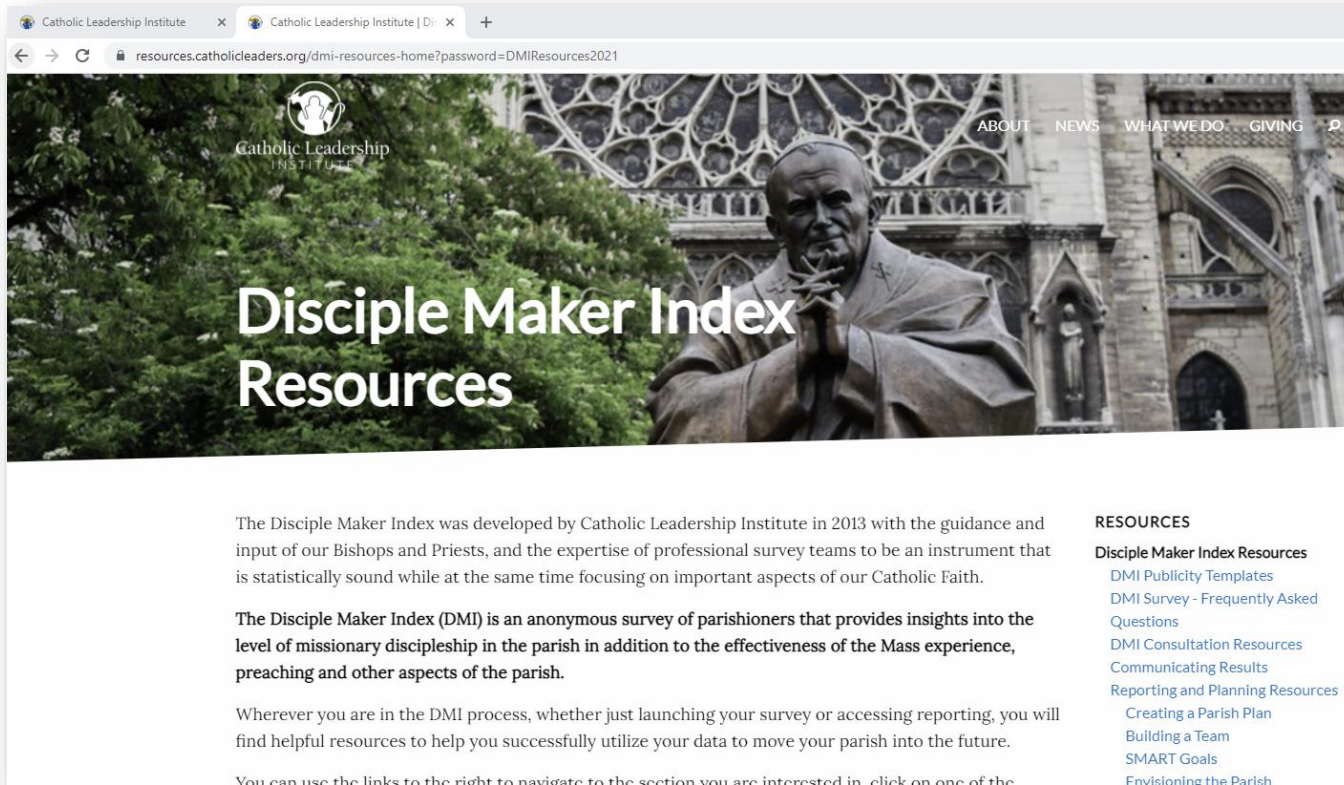
Homework

1. Start by digging into the Key Driver Report (using the discovery guide).
2. What Key Drivers are strongest for your parish?
3. What Key Drivers are opportunities for growth for your parish?
4. What other questions do you have.
5. Pray for one another as you embark on your *Called for More* journey!

DMI Resource Page

Resources on understanding reports, key drivers, and samples from other parishes:

[CLICK: Disciple Maker Index Resources](#)



The Disciple Maker Index was developed by Catholic Leadership Institute in 2013 with the guidance and input of our Bishops and Priests, and the expertise of professional survey teams to be an instrument that is statistically sound while at the same time focusing on important aspects of our Catholic Faith.

The Disciple Maker Index (DMI) is an anonymous survey of parishioners that provides insights into the level of missionary discipleship in the parish in addition to the effectiveness of the Mass experience, preaching and other aspects of the parish.

Wherever you are in the DMI process, whether just launching your survey or accessing reporting, you will find helpful resources to help you successfully utilize your data to move your parish into the future.

You can use the links to the right to navigate to the section you are interested in. click on one of the


RESOURCES

Disciple Maker Index Resources

- [DMI Publicity Templates](#)
- [DMI Survey - Frequently Asked Questions](#)
- [DMI Consultation Resources](#)
- [Communicating Results](#)
- [Reporting and Planning Resources](#)
- [Creating a Parish Plan](#)
- [Building a Team](#)
- [SMART Goals](#)
- [Envisioning the Parish](#)

Individual Discovery Guide

This guides you through the reports and provides a place to capture questions and insights.



Catholic Leadership
INSTITUTE

Individual Discovery Guide

Step 1: Start your discovery by accessing your Disciple Maker Index results

Step 2: First notice the number of responses
A good rule of thumb for a survey sample is 10%. If your Mass-going population were 1,000 individuals and you had 100 responses to the Disciple Maker Index, that would be a satisfactory response from a statistical standpoint.

1. How many total responses did you have from your parish? What strikes you about the response (e.g. lower than expected, higher than expected)?

Step 3: Scroll down and review the different reports.

- Each report has a brief description that explains the type of questions highlighted.



Catholic Leadership
INSTITUTE

Thank you!

DMI Webinar #2 Option

June 1 2 PM, June 1 7 PM, June 5 10 AM



IGNITING
OUR PARISHES



EMBOLDENING
OUR CLERGY



FORGING
OUR FUTURE