



DISCIPLE MAKER INDEX REPORTS GUIDE CLI PORTAL

Table of Contents

Overview of Report Options.....	1
Viewing & Navigating Reports.....	4

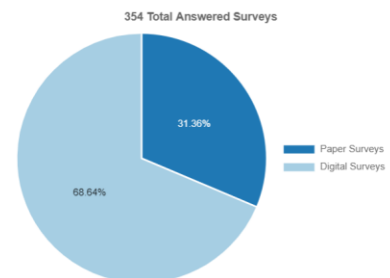
Overview of Report Options

1. Follow the directions in the “Accessing Your DMI Results on the CLI Portal” guide to access the DMI Analytics & Reports.
2. At the top of the Analytics Screen is a brief overview of:
 - a. The percent of active parishioners who completed the survey (this number is based on user-provided data of average weekly Mass attendance.)
 - b. Total number of Online Surveys completed.
 - c. The number of Paper Surveys completed.
 - d. A pie-chart that visually displays the percentage of online responses vs. paper responses out of the total answered surveys.

DMI Reporting Center for **St. Michael Parish**

These reports have been generated to help you interpret your DMI results and better plan for the future of your parish.

Analytics



Reports





DISCIPLE MAKER INDEX REPORTS GUIDE CLI PORTAL

3. Scroll down to view all the options for reporting. There are several reports that can be customized to view responses to specific questions and several reports that display select predefined questions. An overview of what each report displays is provided. See below for a quick overview of all reporting options.




[Go to DMI Dashboard](#)

Reports





Custom and Context

 <p>Demographics Lists the demographic data about parishioners who have taken the DMI</p> <p>View report</p>	 <p>Benchmarks Select a question to benchmark with other parishes</p> <p>View report</p>	 <p>Cross Tabulation Discover comparisons between frequency agreement and demographic questions</p> <p>View report</p>	 <p>Key Leader Perspective Additional insights from parishioners who report being heavily involved in the life of the parish.</p> <p>View report</p>
--	--	--	--

Beliefs, Effectiveness, and Drivers for Big Outcomes

 <p>Key Drivers Questions that are statistically significant with respect to a parishioner's likelihood to recommend the parish, say the parish is helping them grow spiritually, and frequency with which they are sharing their faith</p> <p>View report</p>	 <p>Belief in Core Catholic Teaching Questions related to parishioners' degree of belief in core teachings of the faith</p> <p>View report</p>	 <p>Effectiveness of Parish Support Questions related to how well the parish supports parishioners personally and spiritually</p> <p>View report</p>
--	--	--

Four Factors of a Thriving Parish

 <p>Leadership Indicators Questions most directly related to parish leadership</p> <p>View report</p>	 <p>Sunday Experience Questions directly related to the Sunday experience</p> <p>View report</p>	 <p>Spiritual Practices Questions related to the faith practices of your people</p> <p>View report</p>	 <p>Missionary Impulse Questions related to the missionary discipleship practices of your people</p> <p>View report</p>
---	--	--	---



DISCIPLE MAKER INDEX REPORTS GUIDE CLI PORTAL

Custom and Context

- **Demographics**
 - Lists the demographic data about parishioners who have taken the DMI
- **Benchmarks**
 - Select a question to benchmark with other similar parishes
- **Cross Tabulation**
 - Discover comparisons between frequency, agreement, and demographic questions
- **Key Leader Perspective**
 - Additional insights from parishioners who report being heavily involved in the life of the parish.

Beliefs, Effectiveness, and Drivers for Big Outcomes

- **Key Drivers**
 - Questions that are statistically significant with respect to a parishioner's likelihood to recommend the parish, say the parish is helping them grow spiritually, and frequency with which they are sharing their faith
- **Belief in Core Catholic Teaching**
 - Questions related to parishioners' degree of belief in core teachings of the faith
- **Effectiveness of Parish Support**
 - Questions related to how well the parish supports parishioners personally and spiritually

Four Factors of a Thriving Parish

- **Leadership Indicators**
 - Questions most directly related to parish leadership
- **Sunday Experience**
 - Questions directly related to the Sunday experience
- **Spiritual Practices**
 - Questions related to the faith practices of your people
- **Missionary Impulse**
 - Questions related to the missionary discipleship practices of your people



DISCIPLE MAKER INDEX REPORTS GUIDE CLI PORTAL

Viewing & Navigating Reports

- All reports are dynamic and interactive. After you navigate to a report screen by clicking “View Report,” you will see a series of color-coded bars which visually represent responses with a legend explaining what the different colors represent. Questions fall into one of 3 categories:
 - “Agree/Disagree” Represented by blue/orange bars.
 - “Frequency” Represented by shades of green.
 - Catholic Journey questions are violet.
- Once you are on a specific Report Page, you can navigate back to the initial Reports Dashboard by clicking “Go to Reports Dashboard” in the top left of your screen.



Key Drivers for St. Michael Parish

[Export PDF](#)

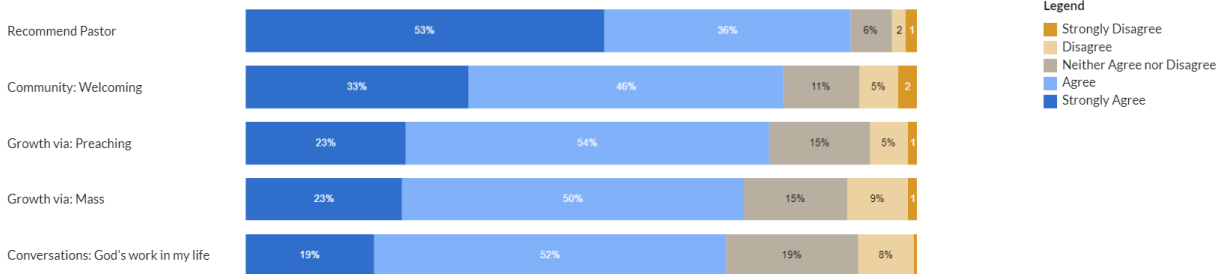
Questions that are statistically significant with respect to a parishioner’s likelihood to recommend the parish, say the parish is helping them grow spiritually, and frequency with which they are sharing their faith

2020

(Optional) Filter the responses to this question by a particular demographic by selecting a question and associated response below

Select a question Select a response

What drives a parishioner to recommend their parish to a friend and to indicate the parish is helping them grow spiritually?

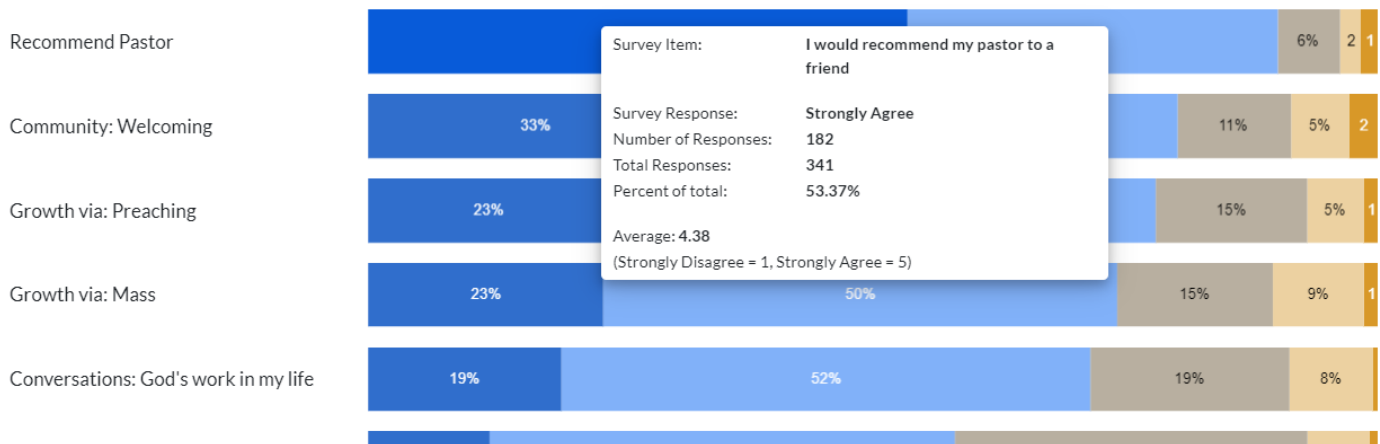


- If you would like to print a copy of a given report, click on the blue **Export PDF** button. This will bring you to a Print screen. In the Destination Box, select your printer. Note that you can also save as a PDF.

DISCIPLE MAKER INDEX REPORTS GUIDE CLI PORTAL

4. To view more details on a specific question, hover your cursor/arrow over a color in a bar.
 - a. You will see a breakdown of the number of respondents corresponding to that color out of the total respondents to the question.
 - b. Note that the number of responses for a specific question may be lower than the total number of survey responses overall, as people may have skipped a question.
 - c. To see the numbers related to a different response, move your cursor over a different color.

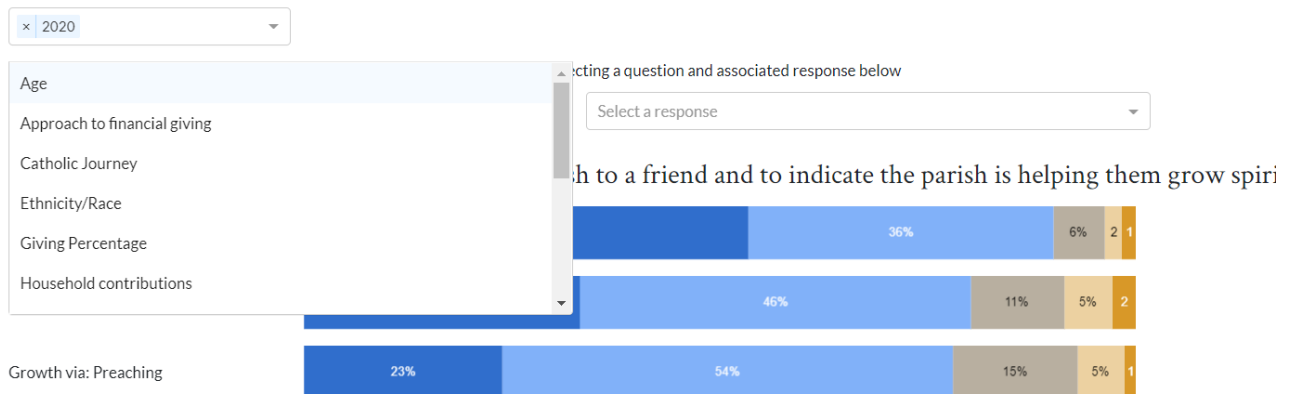
What drives a parishioner to recommend their parish to a friend and to indicate the parish is helping them



5. You can filter responses on a report by a particular demographic using the drop down bars above the charts.

Key Drivers for St. Michael Parish

Questions that are statistically significant with respect to a parishioner's likelihood to recommend the parish, say the parish is helping them grow spiritually, and frequency with which the



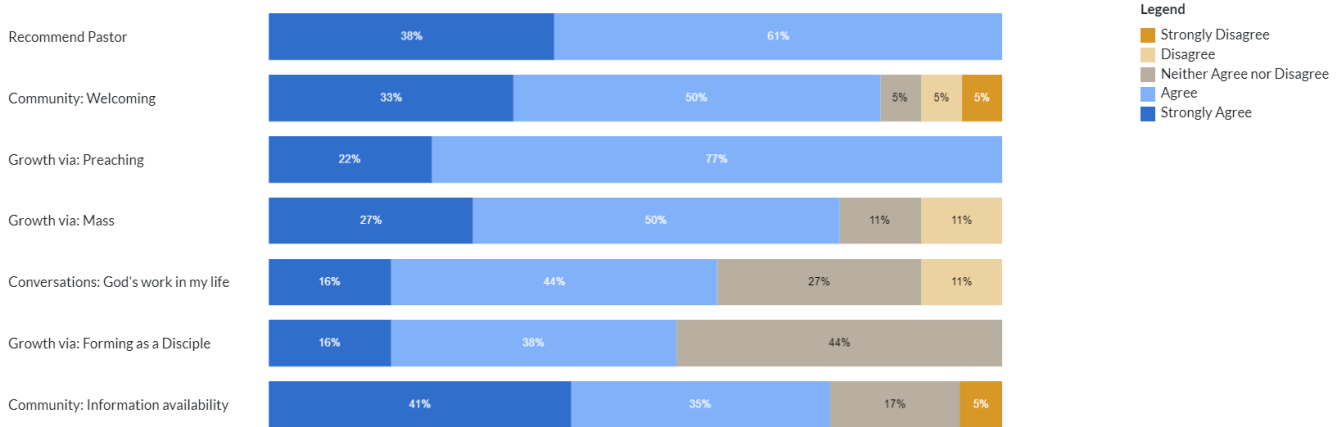
DISCIPLE MAKER INDEX REPORTS GUIDE CLI PORTAL

6. In the sample below, questions are filtered to only display people who responded they were between the ages of 36-45. You can use this filtering to compare how different audiences responded to the same questions.

(Optional) Filter the responses to this question by a particular demographic by selecting a question and associated response below

Age

What drives a parishioner to recommend their parish to a friend and to indicate the parish is helping them grow spiritually?



7. You can also choose to omit specific response categories in the bar charts by clicking on the legend. In the example below, the responses of “Neither Agree nor Disagree” have been removed from the display, indicated on the legend with that option being crossed out.

What drives a parishioner to recommend their parish to a friend and to indicate the parish is helping them grow spiritually?

