



Disciple Maker Index Results

St. Gerard Church



Survey Time Frame: February 9 – March 1, 2020

Total Number of Surveys Taken: 956

Dear St. Gerard Parishioners,

You may recall that in early February 2020 I invited all St. Gerard Parishioners to participate in a survey called the Disciple Maker Index. Put together by the Catholic Leadership Institute, all parishes in the Diocese of Lansing were asked to take the survey. I am pleased that 956 St. Gerard Parishioners participated.

This survey has been taken by over 1000 parishes across the country giving us a great wealth of information to compare our parish results. There is infinite data we could share, but in short, St. Gerard Parish is ahead of the average in nearly every category. This report will highlight some of strengths of our parish as well as identifying areas where we can improve. Using this data, we plan to continue to grow. We want to build on our reputation as a place where people feel welcomed and receive opportunities to grow in their faith. We also want our people to become ever more effective in inviting others to our parish.

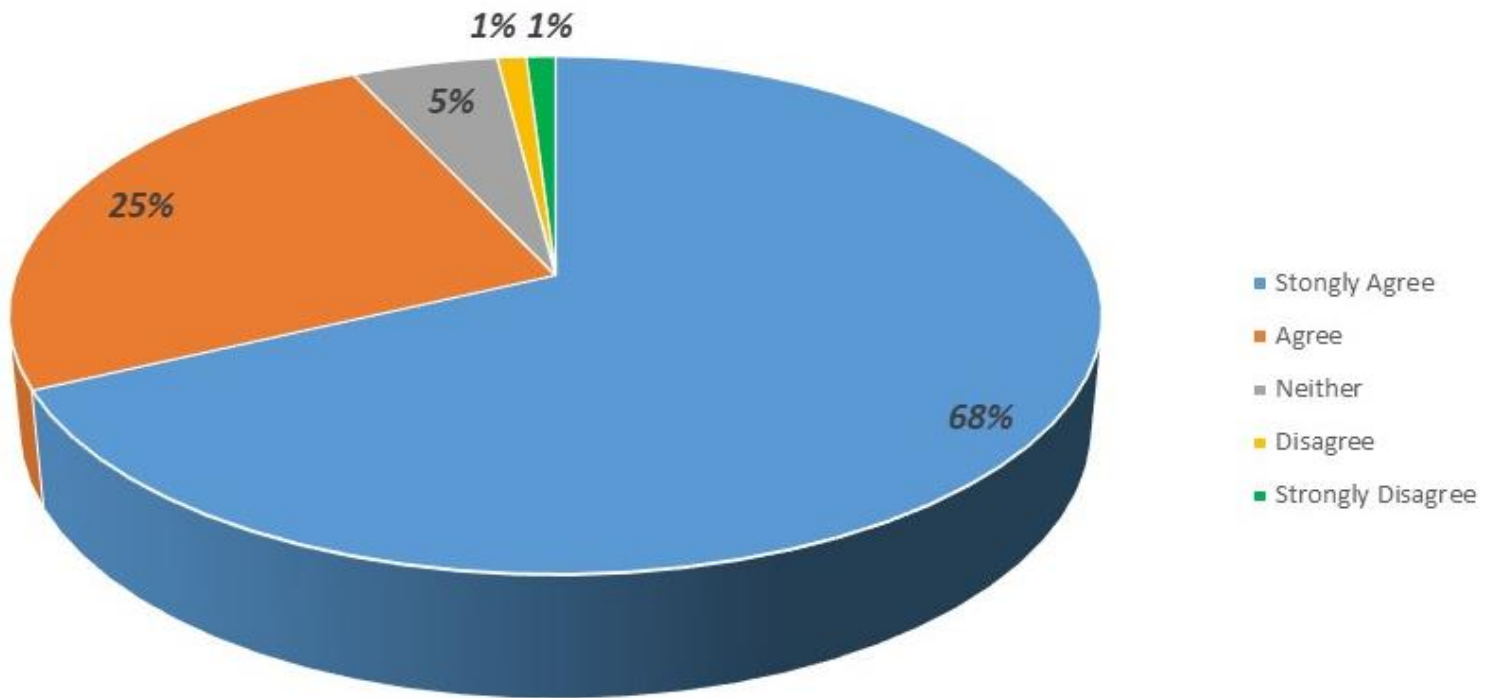
Finally, I want to thank all of you who are so instrumental in making St. Gerard a place where, through our worship and service, people can come and encounter Jesus.

Fr. John P. Klein
Pastor

The 3 charts that follow are what the Catholic Leadership Institute call the Big 3 Outcome Questions. For all 3, St. Gerard scored well when compared to the national and diocesan average. Located below each graph are the parish, diocesan and national average.

The national average is based on all parishes that have taken this survey across the country (more than 1,000 parishes). The diocesan average is based on the 76 parishes in our diocese that took the survey.

Would Recommend Parish to a Friend



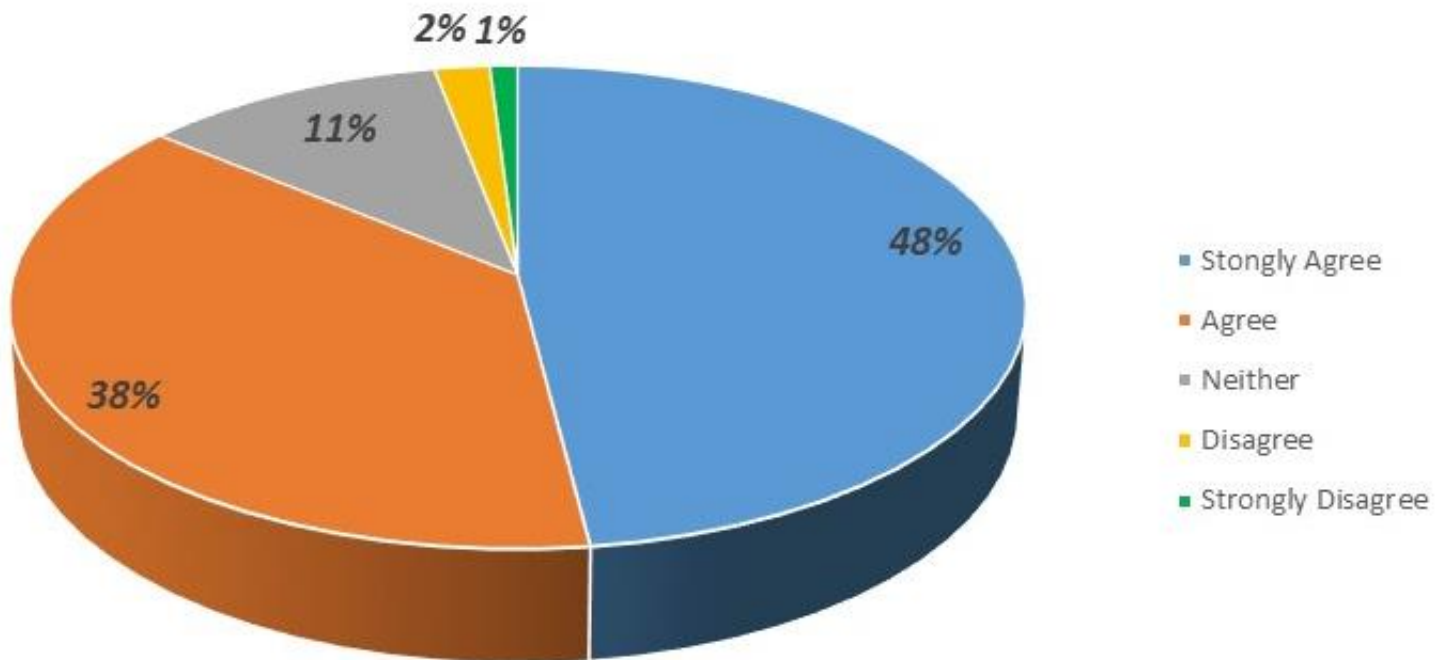
Based on Strongly Agree and Agree Responses

St. Gerard: 93%

Diocesan Average: 90%

National Average: 88%

My Parish Helps Me Grow Spiritually as a Catholic



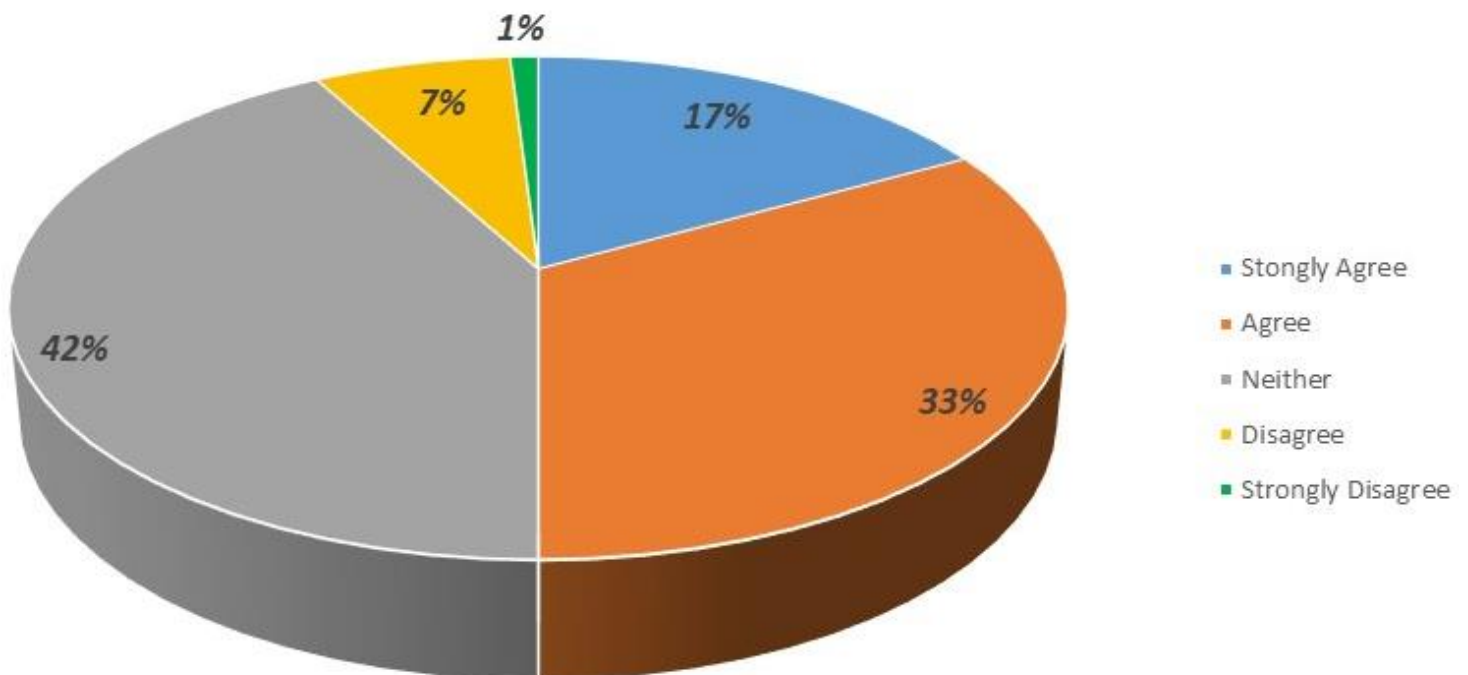
Based on Strongly Agree and Agree Responses

St. Gerard: 86%

Diocesan Average: 84%

National Average: 81%

My Parish Teaches Me How To Share My Personal Witness Story



Based on Strongly Agree and Agree Responses

St. Gerard: 50%

Diocesan Average: 49%

National Average: 46%

Looking Forward for St. Gerard Parish

In light of Covid-19, we are not in full control of when and how our parish can go forward using the data from the survey to inform our direction. What is clear is that we will not rest on our laurels. We intend to grow in those areas where the survey indicates the need. Using the Disciple Maker Index and continuing some of the areas of focus already identified by the parish staff, we have a plan that we believe will help us move forward as a parish where people can grow closer to the Lord and grow in community with one another.

What follows are some of the things we are already committed to focus on:

1. **Reboot, Renew and Reach Out:** This fall we are launching an initiative called Reboot, Renew and Reach Out. The first is Reboot. We are kicking off our journey by bringing in world renowned speaker and author, Chris Stefanick. This is a chance to hit a hard reset on where you are, reexamine your life, and prioritize your faith. This will inspire, motivate and challenge you to grow closer to God.

The second part is Renew. After we Reboot, we will invite everyone to recommit to our faith and take steps to grow in deeper relationship with Jesus. To guide us in our commitment, we will be launching a series entitled The 99. This series will not only give us a community to help deepen our faith, but empower us all to spread the love of Jesus to the people in our lives.

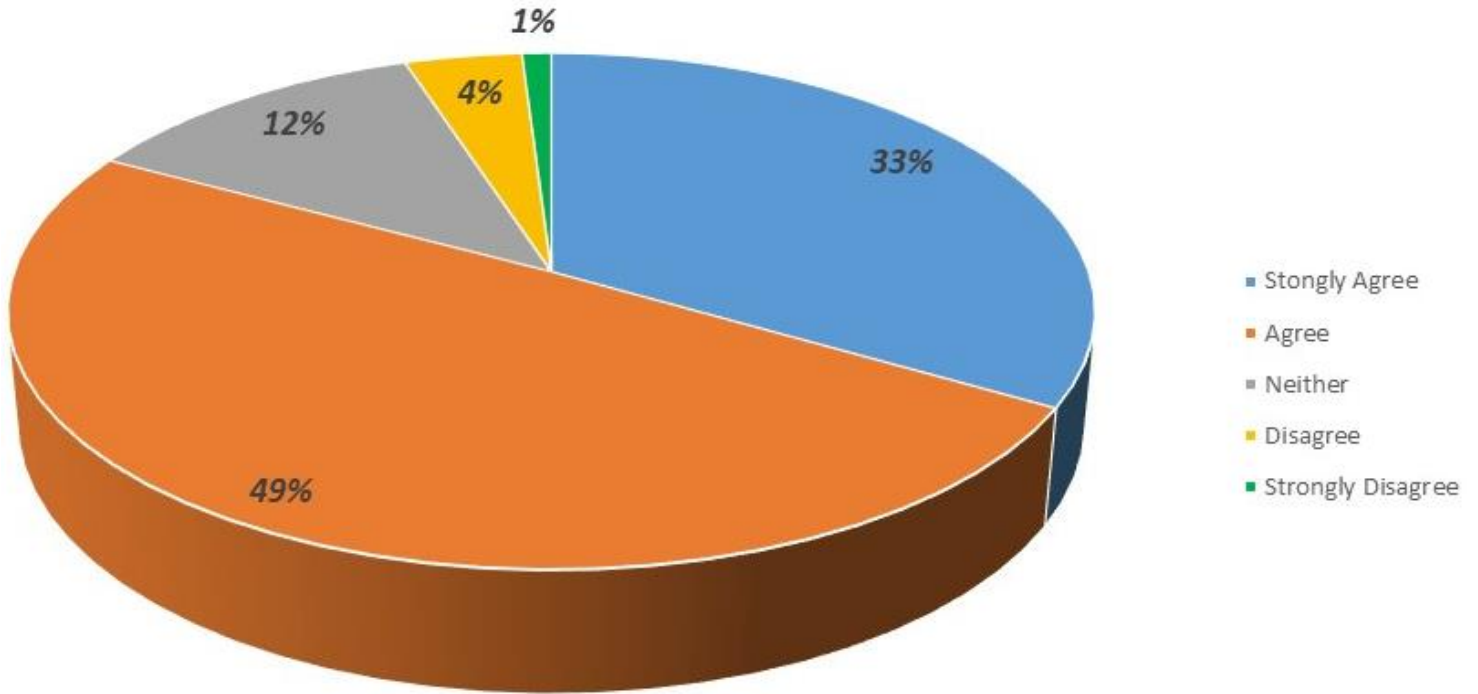
The third part is to Reach Out. Having recommitted to our faith, we will be encouraged to Reach Out in faith to connect people to the Lord Jesus. We will also respond to the Gospel by reaching out in service to others.

We are excited to begin this process starting this Fall.

2. **Future Planning:** Our parish staff will be working over the summer to plan for coming years, looking specifically at how we can continue to improve our efforts for those coming to St. Gerard. This will expound upon the Reboot, Renew and Reach Out initiative and look at all aspects of parish life.
3. **Preaching:** Although we scored well on preaching, we know preaching has a huge impact on church goers as they encounter the Word of God. The Priests and Deacons at St. Gerard have already been participating in a quarterly review of their preaching. They have now committed to additional training to help better serve the people of St. Gerard. The training will be facilitated by Fr. Mike Schmitz.
4. **Communication:** One of the biggest areas where churches can fall behind is in the area of communication. We are making better communication a priority. We have launched our new email and text messaging platform Evangelus (which is a work in progress). We are also updating our Website, and improving our presence on social media, specifically Facebook, YouTube and Instagram. We will soon be launching an effort to rebuild and update our parish census.
5. **Sharing Personal Witness Stories:** The third graph, even though we are higher than the diocesan and national average, shows us a lot of room to grow. We believe that the Reboot, Renew and Reach Out Initiative will help us in this area. Every aspect of this initiative will be foundational in helping us share our personal stories of faith and help us better witness to the gospel in our everyday life.
6. **Welcoming Community:** Though we scored very high as a welcoming community, we know how important this aspect of church life is. With that in mind we will continue to make this area a priority.

Additional Data

The Parish Helps Me Grow by Providing Homilies that Connect With My Everyday Life



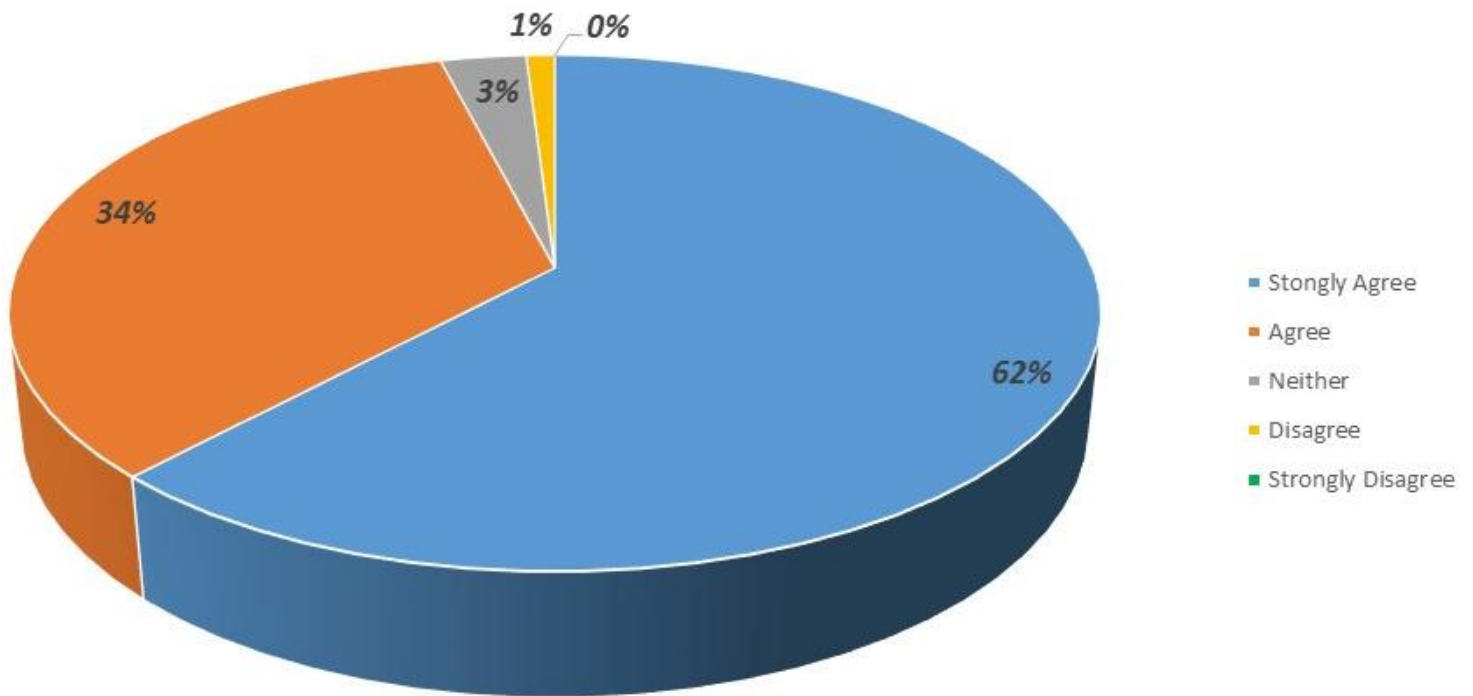
Based on Strongly Agree and Agree Responses

St. Gerard: 82%

Diocesan Average: 82%

National Average: 83%

The Parish Makes Information Easy to Find



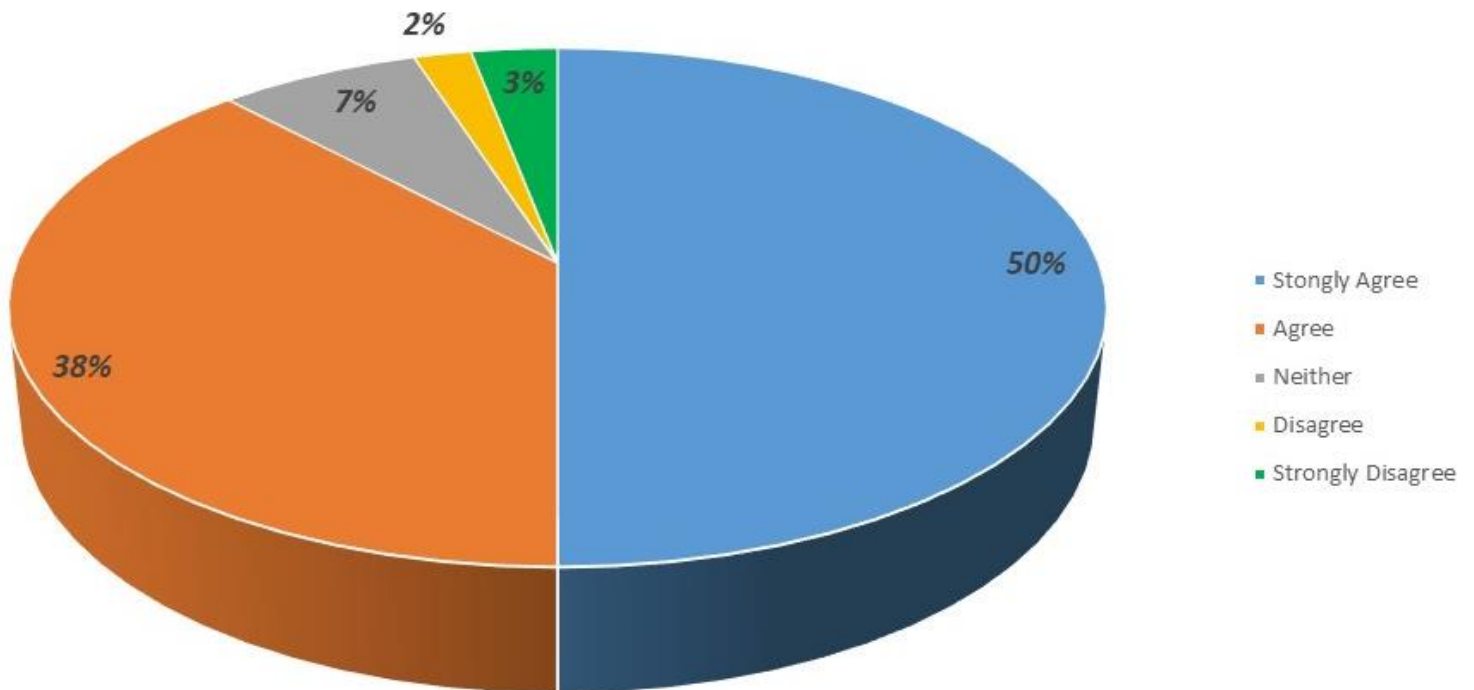
Based on Strongly Agree and Agree Responses

St. Gerard: 96%

Diocesan Average: 91 %

National Average: 90%

The Parish Helps Me Feel Welcome and Accepted



Based on Strongly Agree and Agree Responses

St. Gerard: 88%

Diocesan Average: 86%

National Average: 84%